

CareerSource Pasco Hernando

Florida Department of Economic Opportunity Annual Performance Presentation

Charles Williams, DEO Workforce Programs Administrator

Daniel Harper, DEO Senior Management Analyst Supervisor

March 10, 2022



Workforce System Funding

- United States Department of Labor Employment and Training Administration (USDOL - ETA)
- United States Department of Health and Human Services (HHS)
- United States Department of Agriculture (USDA)
- State of Florida General Revenue (GR)
- Other Sources

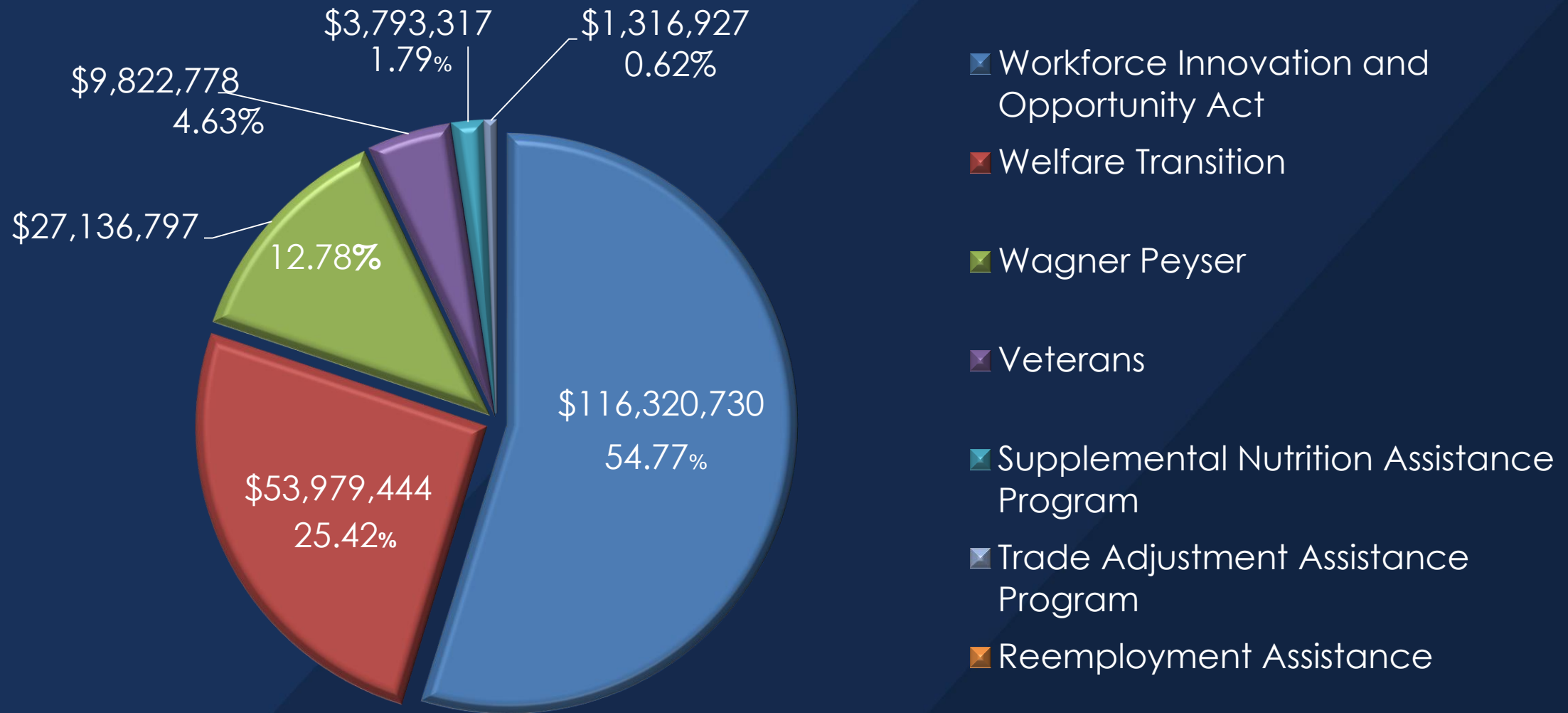
Workforce System Oversight

- United States Department of Labor Employment and Training Administration (USDOL - ETA)
- Florida Legislature
- Reimagining Education and Career Help (REACH) Office
- Department of Economic Opportunity (DEO)
- CareerSource Florida (CSF)
- Chief Local Elected Officials or Consortiums (CLEO)
- Local Workforce Development Boards (LWDB)

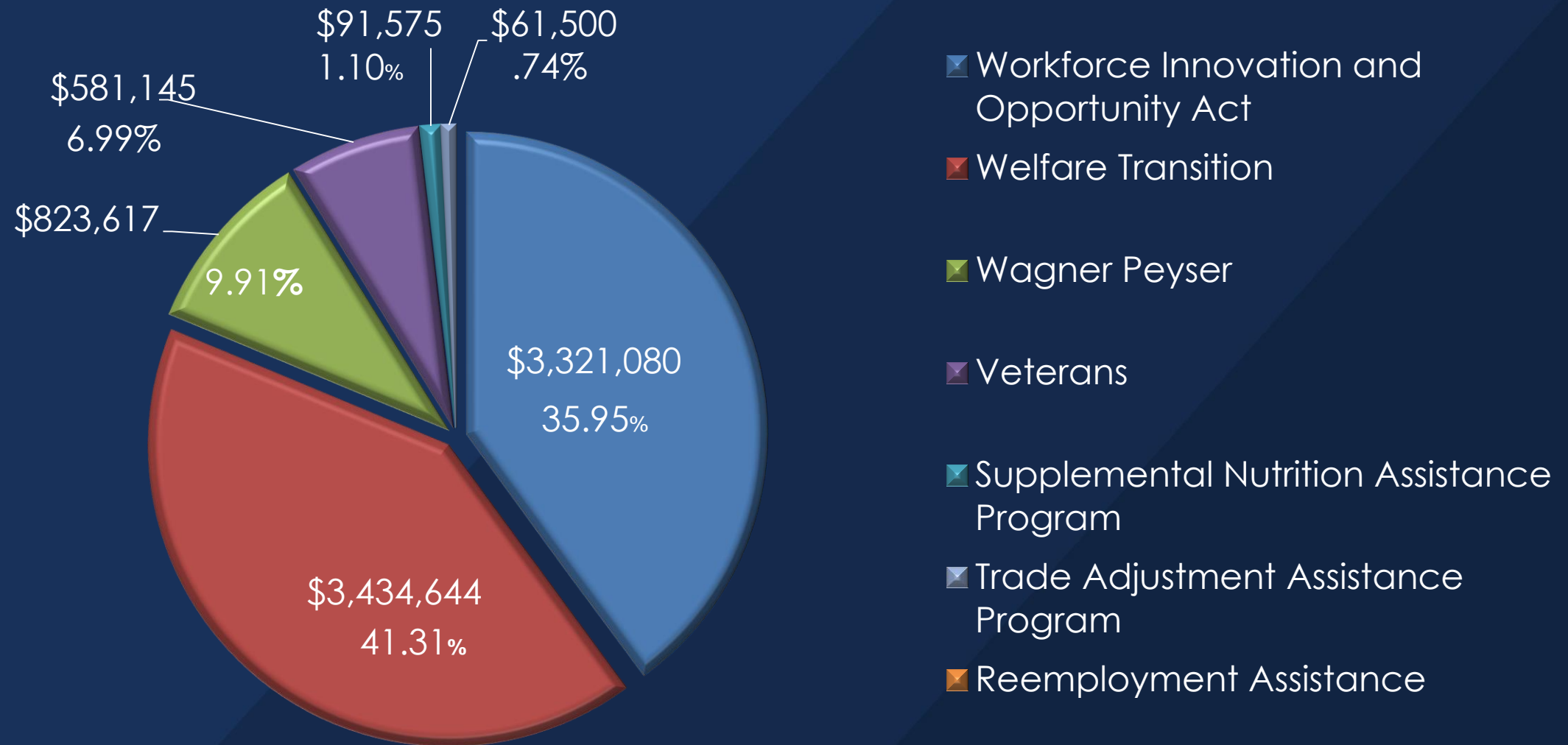
Local Service Delivery

- One-Stop Career Centers
 - Core Partners and Required Partners
 - Other Local Partnerships
- Job Seekers
- Employers

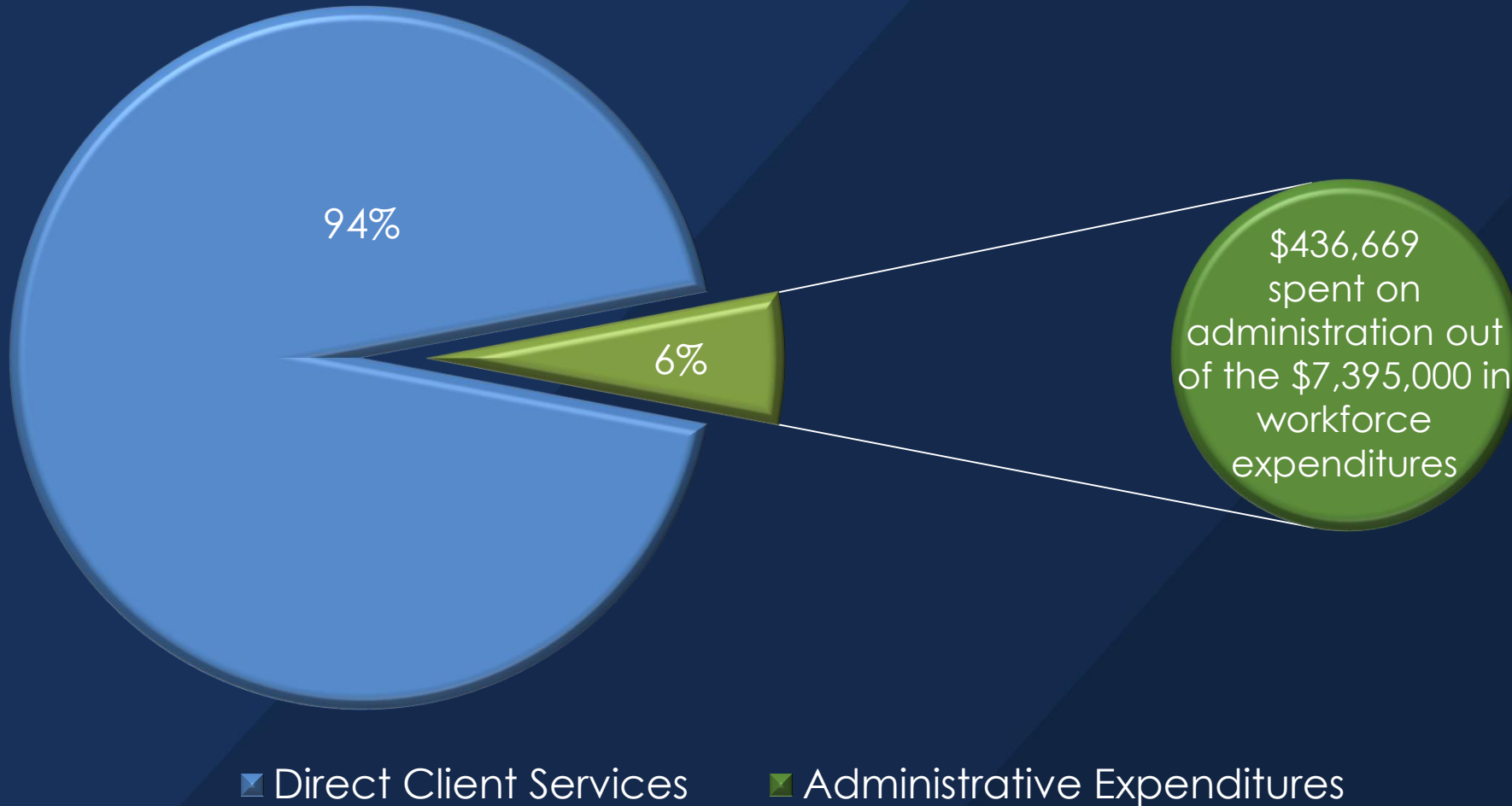
Statewide Funding \$212,369,993



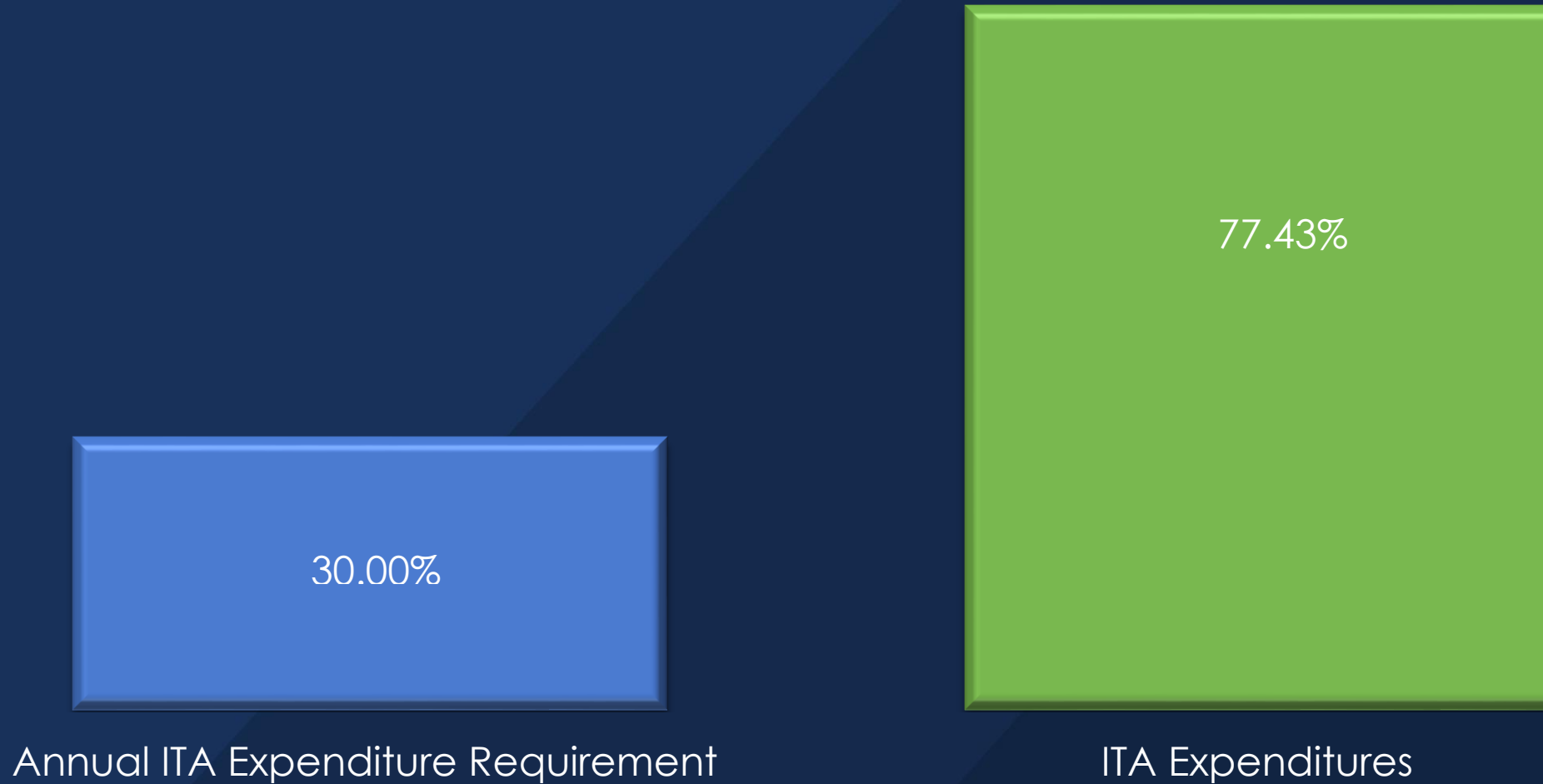
Local Board Funding \$8,313,561



Direct Client Services and Administrative Expenditures

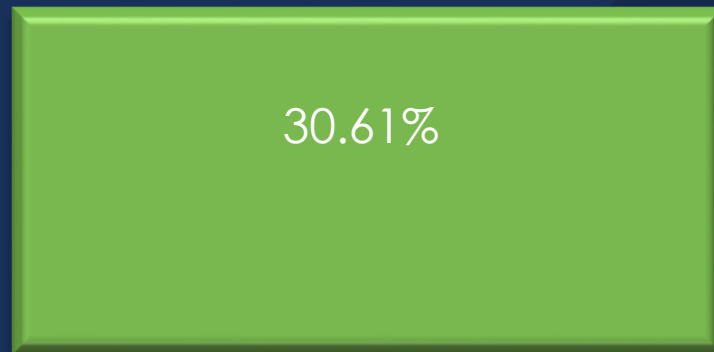


Individual Training Account (ITA) Expenditures

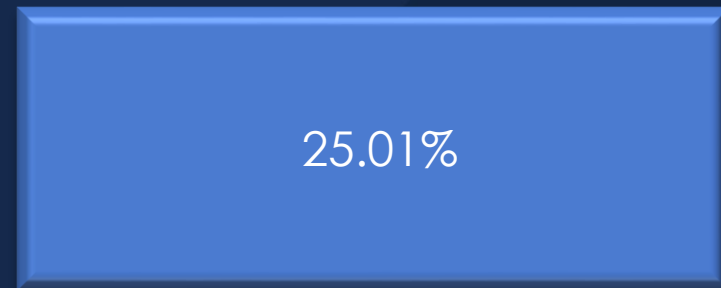


Work Experience Expenditures

WIOA Requirement: Greater than 20% Work
Experience Expenditures

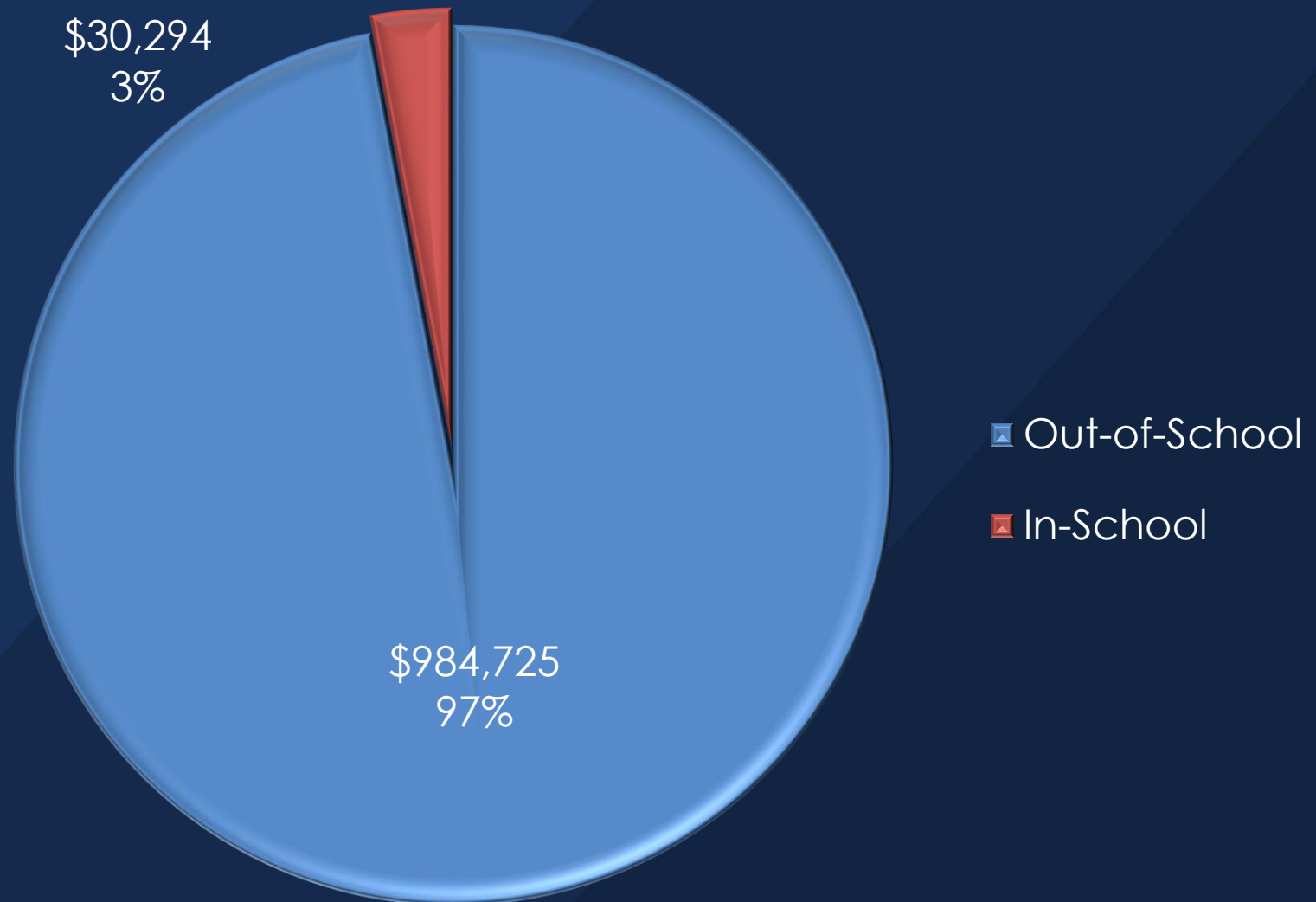


PY2019



PY2020

Out-of-School Youth Expenditures



Primary Indicators of Performance

Customer Groups

- Adult Metrics (5)
- Dislocated Worker Metrics (5)
- Youth Metrics (5)
- Wagner Peyser Metrics (3)

Metrics

- Employed in 2nd quarter after exiting the program
- Employed in 4th quarter after exiting the program
- Median wages in 2nd quarter after exiting the program
- Credential attainment rate
- Measurable Skill Gains (Not applicable for Wagner Peyser)

Primary Indicators of Performance Results

LWDB 16 Program Year (PY) 2020 Performance for July 1, 2020 – June 30, 2021	PY2020-2021 1st Quarter Performance	PY2020-2021 2nd Quarter Performance	PY2020-2021 3rd Quarter Performance	PY2020-2021 4th Quarter Performance	PY2020-2021 Performance Goals
Adult Programs:					
Employed 2nd Quarter After Exit	95.4%	94.0%	93.7%	92.3%	93.0%
Median Wage 2nd Quarter After Exit	\$9,092.00	\$9,029.00	\$8,990.00	\$8,660.00	\$9,000.00
Employed 4th Quarter After Exit	96.2%	95.3%	92.4%	90.7%	89.0%
Credential Attainment Rate	97.6%	98.9%	98.0%	97.8%	93.0%
Measurable Skill Gains	69.7%	74.1%	70.3%	68.6%	55.0%
Dislocated Workers Programs:					
Employed 2nd Quarter After Exit	99.0%	97.3%	95.0%	88.9%	89.0%
Median Wage 2nd Quarter After Exit	\$8,615.00	\$8,312.00	\$8,615.00	\$8,820.00	\$7,200.00
Employed 4th Quarter After Exit	92.5%	87.8%	88.5%	86.6%	85.0%
Credential Attainment Rate	95.7%	96.7%	97.8%	96.8%	89.0%
Measurable Skill Gains	40.6%	59.3%	60.7%	63.4%	50.3%
Youth Programs:					
Employed 2nd Quarter After Exit	84.0%	84.0%	81.3%	76.7%	81.0%
Median Wage 2nd Quarter After Exit	\$3,382.00	\$3,358.00	\$3,165.00	\$3,754.00	\$3,300.00
Employed 4th Quarter After Exit	73.2%	77.9%	71.8%	71.8%	76.5%
Credential Attainment Rate	97.9%	100.0%	99.2%	99.2%	90.0%
Measurable Skill Gains	79.2%	83.1%	79.4%	84.5%	55.0%
Wagner Peyser Programs:					
Employed 2nd Quarter After Exit	57.7%	62.2%	61.2%	58.4%	67.0%
Median Wage 2nd Quarter After Exit	\$5,968.00	\$6,133.00	\$6,157.00	\$6,210.00	\$5,600.00
Employed 4th Quarter After Exit	62.7%	64.0%	60.6%	57.4%	67.0%

■ Not Met (less than 90% of negotiated)
 ■ Met (90-100% of negotiated)
 ■ Exceeded (greater than 100% of negotiated)

Technical Assistance - Primary Indicators of Performance

Metrics Failed:

- Wagner-Peyser Employed in 2nd quarter after exiting the program
- Wagner-Peyser Employed in 4th quarter after exiting the program

Programmatic Monitoring Activities

LWDB 16 Program Year (PY) 2020 July 1, 2020 – June 30, 2021	PY 2019 Findings	PY 2020 Findings
Welfare Transition	4	2
Wagner-Peyser / MIS / MSFW	4	4
Supplemental Nutrition Assistance Program - Employment and Training	1	0
WIOA Adult / Dislocated Worker / Youth	3	2
Trade Adjustment Assistance Act	0	0
Total Findings	12	8

Financial Monitoring Activities

LWDB 16 Program Year (PY) 2020 July 1, 2020 – June 30, 2021	PY 2019	PY 2020
Findings	0	0
Issues of Non-Compliance	1	1
Observations	0	1
Technical Assistance	1	1

Q&A



Contact



Thank You

Please contact our office with questions or comments about this presentation.



Office: DEO Bureau of One-Stop & Program Support

Main Line: 850-245-7424

Email: Charles.Williams@DEO.MyFlorida.com